



HURLEY H30 & H30+ ELECTRIC WINCH (12VDC)

Instruction Manual & Safety Instructions



IMPORTANT SAFETY INSTRUCTIONS **SAVE THESE INSTRUCTIONS**

This manual contains important safety and operating instructions for the operation of this winch.

**CAREFULLY READ THESE INSTRUCTIONS BEFORE
INSTALLING OR USING PRODUCT.**



EXTREME CAUTION SHOULD BE USED WHEN OPERATING THIS SYSTEM TO PREVENT SERIOUS INJURY

- Do not exceed load capacity.
- Be aware of dynamic loading!
- Keep 5 full turns of line on reel at all times.
- Do not maintain power to the winch if the motor stalls.
- Wear approved safety goggles during operation.
- Do not disengage clutch under load. Engage clutch before starting.
- Disconnect the winch from the battery when not in use. Failure to do so will shorten the battery life.
- Stay out of the direct line that the winch strap is pulling. If it slips or breaks, it will “whiplash” along this line. Place heavy rag or carpet over strap span to help absorb the force released if the strap breaks.
- Do not use for lifting or moving people. Use as intended only. Do not lift items vertically or use for other purposes. Prevent entanglement. Do not wear loose clothing or jewelry, as they can be caught in moving parts. Non-skid footwear is recommended. Wear restrictive hair covering to contain long hair.
- Inspect before every use; do not use if damaged or loose parts. Examine the winch for structural cracks, bends, damage, frayed or cut strap, and any other conditions that may affect the safe operation of the winch. Do not use the winch even if minor damage appears.
- Keep children and bystanders away while operating. Distractions can cause you to lose control.
- Do not power the Carabiner all the way into the fairlead or winch drum.
- People with pacemakers should consult their physician(s) before use. Electromagnetic fields in close proximity to a heart pacemaker could cause pacemaker interference or pacemaker failure.



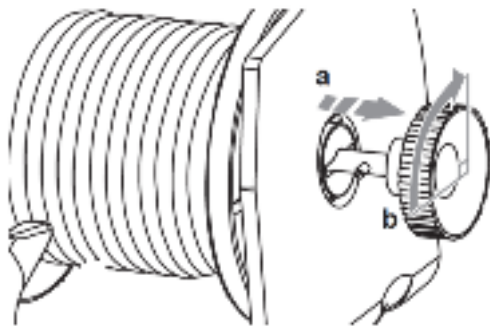
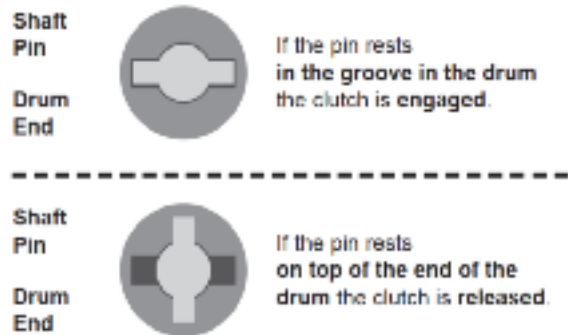
Winch Line

The 3/16" (5mm) AmSteel®-Blue line is a torque-free 12-strand single braid that yields the maximum in strength-to-weight ratio and, size for size, is the same strength as steel-yet it floats. AmSteel®-Blue outlasts wire 3:1, making it an excellent winch rope. It has extremely low stretch and superior flex fatigue, wear resistance and is UV stabilized. A Samthane coating enhances the abrasion and cut resistance. 3/16 Amsteel is Rated for an Average Strength of 4,900lbs.

- Ensure fairlead (winch line) is in overwind orientation, so that the winch line enters and exits the winch at the top of the drum.
- The winching line must be properly coiled under tension to be able to support a load without slipping or damage.

Clutch Operation

The position of the pin in the shaft determines whether the clutch is engaged or not.



To Change Clutch Positions

- a. Pull clutch knob out.
- b. Turn it 90° while it is pulled out, then release it.

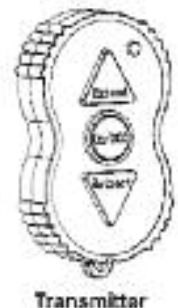
Caution: Do not disengage clutch under load.

Wireless Remote (Transmitter) Control Operation

Activate the Remote by pressing the **ON/OFF** button for 3 seconds until LED lights up.

Press **EXTEND** or **RETRACT** to operate winch.

To turn off the Remote, keep pressing the **ON/OFF** button for 3 seconds until LED turns off. The Remote will automatically power off in 2 minutes if it is not used.



Battery

READ AND UNDERSTAND ALL SAFETY INFORMATION BEFORE USING THIS PRODUCT. Failure to follow these safety instructions may result in ELECTRICAL SHOCK, EXPLOSION, FIRE, which may result in a SERIOUS INJURY, DEATH, or PROPERTY DAMAGE.

Product is an electrical device that can shock and cause serious injury. Do not cut power cords. Do not submerge in water or get wet.

**Disconnect the winch from the battery
when not in use.
Failure to do so will shorten the battery life.**

Key Specifications:

Battery Capacity: 20000mAh
Outlet Voltage: 12V
USB Output: 5V-2.4A/2.4A (Max)
Charging Mode (Input): 15V/1A
Current: 400A (Low) 800A (Peak)
Operating Temperature Range:
-20°C to 60°C/ -4°F to 140°F

~ Important Safety Warnings ~

Minors. If the product is intended by “Purchaser” to be used by a minor, purchasing adult agrees to provide detailed instructions and warnings to any minor prior to use. Failure to do so is the sole responsibility of the “Purchaser,” who agrees to indemnify Hurley Marine for any unintended use or misuse by a minor.

Handling. Handle product with care. The product can become damaged if impacted. Do not use a damaged battery, including, but not limited to, cracks to the casing or damaged cables. Do not use product with a damaged power cord. Humidity and liquids may damage product. Store and operate product in dry locations. Do not operate product if it becomes wet. If product is already operating and becomes wet, disconnect it from the battery and discontinue use immediately. Do not disconnect the product by pulling on the cables - pull only the connector.

Modifications. Do not attempt to alter, modify or repair any part of the product. Disassembling product may cause injury, death or damage to property. If product becomes damaged, malfunctions or comes in contact with any liquid, discontinue use.

Location. Do not operate the product in a closed-in area or an area with restricted ventilation. Do not operate if the battery becomes excessively warm.

Storage. Store your product on a secure surface so it's not prone to falling. Store your product in a dry location. Never exceed 176°F (80°C) under any condition.

The Battery. The built-in lithium-ion battery in the product should be replaced only by Hurley Marine and must be recycled or disposed of separately from household waste. Do not handle a damaged or leaking lithium-ion battery. Never dispose of battery in household trash. Always take used batteries to your local battery recycling center. If the product battery is excessively hot, emitting an odor, deformed, cut, or is experiencing or demonstrating an abnormal occurrence, immediately stop all use and contact Hurley Marine.



Charging Battery Pack. Charge the product with the included charging power adapters only. Using damaged cables or chargers, or charging when moisture is present, can result in electric shock. Using generic or third-party power adapter may shorten the life of your product and cause the product to malfunction. Hurley Marine is not responsible for the user's safety when using accessories or supplies that are not approved by Hurley Marine. Always allow adequate ventilation when charging. Over time, an unused product will self-discharge and must be recharged before use. The charging indicator will stop blinking when full charged.

Disconnect the winch from the battery when not in use.

Medical Devices. Product may emit electromagnetic fields. Product contains magnetic components which may interfere with pacemakers, defibrillators, or other medical devices. Consult with your physician prior to use if you have any medical device including pacemakers. If you suspect the product is interfering with a medical device, stop using the product immediately and consult your physician.

Medical Conditions. If you have any medical condition that you believe could be affected by product, including but not limited to; seizures, blackouts, eyestrain or headaches, consult your physician prior to use of product. The use of the integrated high-powered flashlight contains a light sensitivity hazard. Use of the light in Strobe Mode may cause seizures in persons with photosensitive epilepsy, which may result in serious injury or death.

Light. Staring directly into the light beam or shine of the flashlight may result in permanent eye injury. The product is equipped with a high output LED pre-focused lamp that emits a powerful beam at the highest setting.

Cleaning. Power off the product before attempting any maintenance or cleaning. Clean and dry product immediately if it comes in contact with liquid or any type of contaminant. Use a soft, lint-free (microfiber) cloth. Avoid getting moisture in openings.

Explosive Atmospheres. Obey all signs and instructions. Do not operate product in any area with a potentially explosive atmosphere, including fueling areas or areas which contain chemicals or particles.

High-Consequence Activities. This product is not intended for use where the failure of the product could lead to injury, death or severe environmental damage.

Radio Frequency Interference. Product is designed, tested, and manufactured to comply with regulations governing radio frequency emissions. Such emissions from the product can negatively affect the operation of other electronic equipment, causing them to malfunction.

This device complies with Part 15 of the FCC Rules. Operation is subject to the following two conditions: (1) this device may not cause harmful interference, and (2) this device must accept any interference received, including interference that may cause undesired operation.

NOTE: This equipment has been tested and found to comply with the limits for a Class A digital device, pursuant to Part 15 of the FCC Rules. These limits are designed to provide reasonable protection against harmful interference when the equipment is operated in a commercial environment. This equipment generates, uses, and can radiate radio frequency energy and, if not installed and used in accordance with the instruction manual, may cause harmful interference to radio communications. Operation of this equipment in a residential area is likely to cause harmful interference in which case the user will be required to correct the interference at his own expense.

USING PRODUCT

LED Flashlight

Hold the power button for 3 secs to turn on the flashlight and then change the lighting modes in sequence with each click. There are 3 LED light modes that appear in the following order: Strong lighting mode, SOS mode and strobe mode. Red Warning Light Function double-press the power button to turn the red warning light on. Double-press it again and to turn the red warning light off.

Charging Electronic Devices

Choose a suitable charging cable and insert the cable into the USB port of the battery pack. Then insert the other end of the cable into the input port of the cell phone/tablet, click the power button then your device is being charged.

Cleaning, Maintenance, and Lubrication

- BEFORE EACH USE, inspect the general condition of the winch and connections. Check for loose hardware, misalignment or binding of moving parts, cracked or broken parts, damaged electrical wiring, corroded or loose terminals, and any other condition that may affect its safe operation.
- Examine the winch line. Do not use the winch if the line is frayed or damaged.
- AFTER USE, wipe external surfaces of the winch with clean cloth. Winch is susceptible to corrosion so proper care is very important to maintain the life of this unit.
- The winch's internal mechanism is permanently lubricated. Do not open the housing.
- If the winch is submerged replace with a new one.

Troubleshooting

WINCH DOES NOT TURN ON:

- Battery may be discharged and need charging - Always disconnect battery from winch when not in use.
- Ensure remote is powered ON with LED indicator illuminated.
- Check batteries in remote.
- Connections may be faulty or battery voltage is below 10.0 volts. Check all connections and verify voltage.

WINCH OVERHEATS:

- Incorrect power cables and/or bad connections.
- Winch running time too long at one time. Let cool.

HURLEY ELECTRIC WINCH / BATTERY / LIMITED 90 DAY WARRANTY

Hurley Marine makes every effort to assure that this products meet high quality and durability standards, and warrants to the original purchaser that this product is free from defects in materials and workmanship for the period of 90 days from the date of purchase. This warranty does not apply to damage due directly or indirectly, to corrosion, misuse, abuse, negligence or accidents, repairs or alterations outside our facilities, criminal activity, improper installation, normal wear and tear, or to lack of maintenance. We shall in no event be liable for death, injuries to persons or property, or for incidental, contingent, special or consequential damages arising from the use of our product(s). THIS WARRANTY IS EXPRESSLY IN LIEU OF ALL OTHER WARRANTIES, EXPRESSED OR IMPLIED, INCLUDING THE WARRANTIES OF MERCHANTABILITY AND FITNESS.

LIMITED WARRANTY AND LIMITATION OF LIABILITY

All new products manufactured under Hurley Marine, Inc., are warranted to be free from defects in material and workmanship under normal and proper use for a period of (2) two years from date of shipment from Hurley Marine, Inc. No claim for breach of warranty will be allowed unless the material or workmanship is found defective within the warranty period, properly documented by buyer and Hurley Marine, Inc. is notified in writing within 10 days from failure. This warranty shall not apply to products that have been disassembled, altered, or utilized in a manner not approved by Hurley Marine, Inc. or subjected to normal wear and tear, abuse, misuse, improper maintenance, negligence or accident.

CUSTOMER AGREES THAT USE OF THE PRODUCT/SERVICE IS ENTIRELY AT CUSTOMER'S OWN RISK. THE FOREGOING WARRANTIES ARE EXCLUSIVE AND ARE ACCEPTED BY BUYER IN LIEU OF ANY AND ALL OTHER WARRANTIES, EXPRESSED OR IMPLIED, INCLUDING WITHOUT LIMITATION THE IMPLIED WARRANTIES OF MERCHANTABILITY OR FITNESS FOR PARTICULAR PURPOSE. Buyer's sole remedy in the event of a breach of the forgoing warranties is the repair or replacement of the affected product by Hurley Marine, Inc., upon the return of the product transportation charges prepaid to Hurley Marine, Inc., and after a charge to buyer for the use of the product prior to its return. BUYER AGREES THAT IN NO EVENT WILL HURLEY MARINE, INC'S LIABILITY FOR ALL LOSSES FROM ANY CAUSE, WHETHER BASED ON CONTRACT, NEGLIGENCE, STRICT LIABILITY, OTHER TORT OR OTHERWISE, EXCEED BUYER'S NET PURCHASE PRICE, NOR WILL HURLEY MARINE, INC, BE LIABLE FOR ANY SPECIAL, INCIDENTAL CONSEQUENTIAL OR EXEMPLARY DAMAGES.

Under no circumstances is Hurley Marine, Inc. responsible for reimbursement of expenses related to vessel haul-outs, technician or yard personnel, travel expenses, yacht storage, labor performed during removal and/or replacement of fixture(s), or shipping costs for replacement parts and/or repairs. These are assumed liabilities of the customer and part of the terms of sale between Hurley Marine, Inc. and its customer.

The foregoing warranties will continue in effect for so long as the product is serviced and maintained in accordance with Hurley Marine, Inc. instructions and with genuine Hurley Marine, Inc. manufactured replacement parts. These warranties may not be altered or amended except by a written instrument signed by buyer and a duly authorized officer of Hurley Marine, Inc. For warranty or service assistance contact your Hurley Marine, Inc. dealer.

TERMS OF SALE / SHIPPING

RETURN POLICY: If you are dissatisfied with your purchase, contact us within 30 days from the date of product purchase. Products returned within 30 days of their receipt, unopened in their original packaging and otherwise in new condition will automatically be exchanged or refunded. A minimum fee of 25% of the price of the product will be charged for inspection, repacking and restocking for items not returned in their original condition. Other fees may apply depending upon the condition of the item. Products are not returnable after 30 days.

EXCHANGE / REFUND PROCEDURE:

- All returns must have a copy of a paid invoice, contact information and a brief description of the reason accompanied with the return.
- Properly repack the product in the original packaging and place inside a box suitable for shipping with all the original enclosures, parts, and accessories.
- Return it with **original receipt** and postage pre-paid (we do not accept C.O.D.), add appropriate insurance.
- Shipping and packing fees are non-refundable.

Non-Returnable items: Inflatable boats, installed/mounted items, damaged goods, clearance/discount items, used and/or display items, electrical goods, light bulbs and special ordered items are not returnable, unless defective, and then for repair/replacement only. If the product is defective you must call Hurley Marine, Inc. within 10 days of receipt of the product.

DAMAGES GOODS: We thoroughly inspect all items prior to shipment. We suggest that you also thoroughly inspect the item(s) before accepting delivery. If damage is apparent, refuse delivery or if your parcel is left without a signature and damage is found contact the carrier immediately. Do not discard the box or any packaging materials. Most claims must be filed with the carrier within 10 days of receipt of delivery. Although we take special care to ensure the safe arrival of your merchandise, our responsibility for damage ends when the carrier accepts shipment.